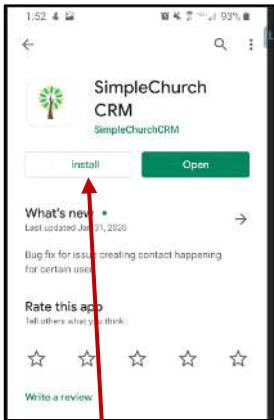


Instructions on How to Pledge Via Your Smart Phone

Step 1



Install the SimpleChurch CRM app at the Istore or Playstore and then Open it.

Step 2



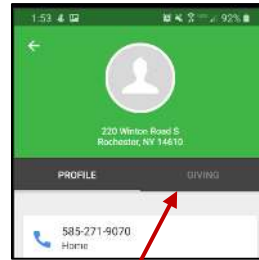
You must enter the Domain = ucor

At the login screen your login is your name with a period in between: First.Last
Click on "Forgot Password" and a password will be emailed to your email on record at the Church.

Step 3



Login and click on "My Profile"



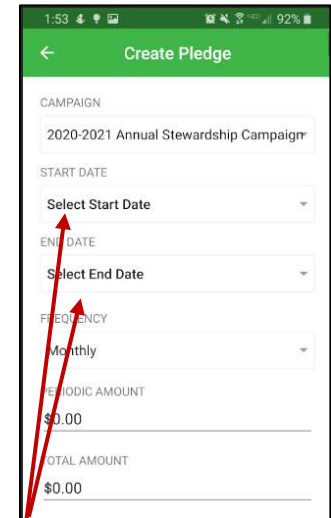
In your profile, click on the "Giving" tab.

Step 4



Click on "Create new pledge"

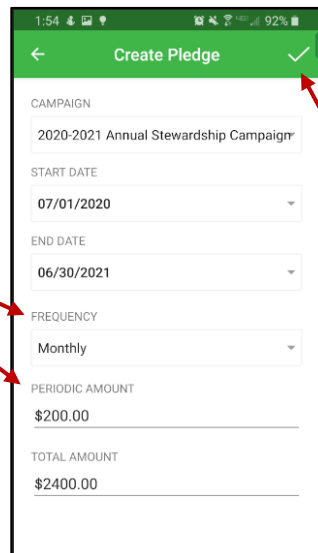
Step 5



Start date = 07/01/2020
End date = 6/30/2021

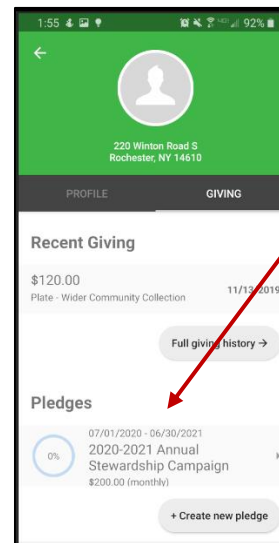
Step 6

Select your payment frequency and amount. The annual pledge will calculate automatically.



Once you have entered the information, click on the check mark in the upper right hand corner to save it.

Step 7



Your new pledge will appear on your profile Giving tab.